

BNP Paribas Rising Star - National Finals

Boys High School Draw

Box 1

	1.	2.	3.
1. ARTHUR ASHE		4-2	2-4
2. HOËRSKOOL RUSTENBURG	2-4		0-6
3. GREY COLLEGE	4-2	6-0	

Standings	Points	Wins	Losses	Sets	Games
1. GREY COLLEGE	10	2	0	10 - 2 (83.33%)	65 - 37 (63.73%)
2. ARTHUR ASHE	6	1	1	7 - 6 (53.85%)	65 - 64 (50.39%)
3. HOËRSKOOL RUSTENBURG	2	0	2	2 - 11 (15.38%)	50 - 79 (38.76%)

Box 2

	1.	2.	3.
1. ST. STITHIANS		6-0	6-0
2. WESTRIDGE HUB	0-6		4-2
3. DUINEVELD HIGH	0-6	2-4	

Standings	Points	Wins	Losses	Sets	Games
1. ST. STITHIANS	12	2	0	12 - 0 (100%)	72 - 37 (66.06%)
2. WESTRIDGE HUB	4	1	1	4 - 8 (33.33%)	53 - 64 (45.3%)
3. DUINEVELD HIGH	2	0	2	2 - 10 (16.67%)	44 - 68 (39.29%)

Box 3

	1.	2.	3.
1. PAUL ROOS GIMNASIUM		6-0	6-0
2. HOËRSKOOL SECUNDA	0-6		2-4
3. HIT N RUN	0-6	4-2	

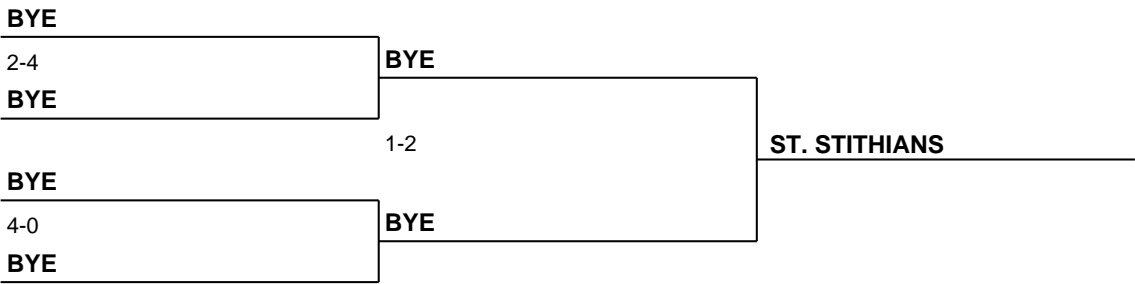
Standings	Points	Wins	Losses	Sets	Games
1. PAUL ROOS GIMNASIUM	12	2	0	12 - 0 (100%)	72 - 27 (72.73%)
2. HIT N RUN	4	1	1	4 - 8 (33.33%)	43 - 64 (40.19%)
3. HOËRSKOOL SECUNDA	2	0	2	2 - 10 (16.67%)	42 - 66 (38.89%)

Box 4

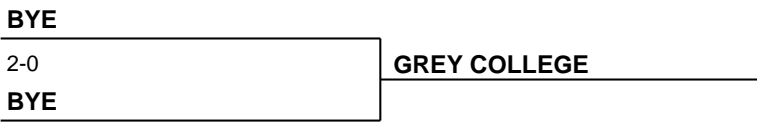
	1.	2.	3.
1. PEARSON HIGH		4-2	4-2
2. HOëRSKOOL PIETERBURG	2-4		2-4
3. TSHELA THUPA	2-4	4-2	

Standings	Points	Wins	Losses	Sets	Games
1. PEARSON HIGH	8	2	0	8 - 5 (61.54%)	70 - 54 (56.45%)
2. TSHELA THUPA	6	1	1	7 - 7 (50%)	74 - 68 (52.11%)
3. HOëRSKOOL PIETERBURG	4	0	2	5 - 8 (38.46%)	51 - 73 (41.13%)

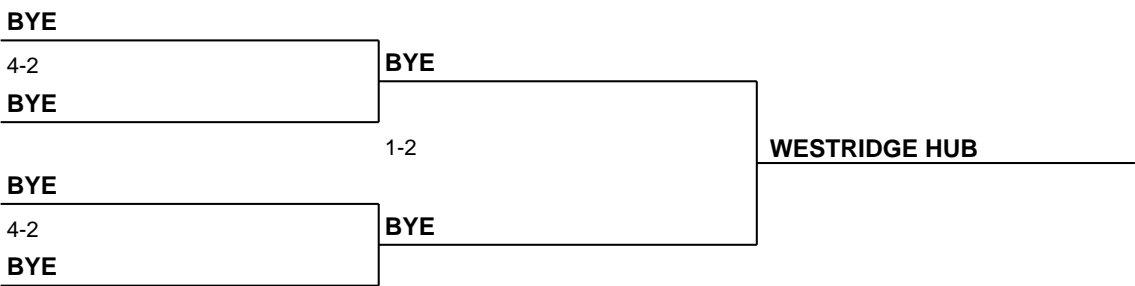
1/2 Playoff



3/4 Playoff



5/6 Playoff



7/8 Playoff

BYE	
0-3	
BYE	TSHELA THUPA

9/10 Playoff

BYE		
4-2		
BYE	BYE	
	1-2	
BYE		DUINEVELD HIGH
4-2		
BYE	BYE	

11/12 Playoff

BYE	
0-2	
BYE	HOëRSKOOL PIETERBURG